


Mount Vintage - June 12, 2023

Closest to the Pin

Hole	Front Tees	Back Tees
2	Wayne Ussery	Paul Lovick
8	Bill Robinson	
11	Tom Butler	Randy Wood
15	Guido Alvarez	Paul Lovick

CSRA Seniors

Mount Vintage Leaderboard



CSRA Seniors Quota

Flight 1-Bk

Pos.	Player	+/- Quota	Total Gross
1	Zajac, Thomas	-1.08	78
2	Payne, Philip	-1.42	80
3	Kuntz, Ron	-2.29	78
4	Wilson, Gary	-3.52	81
5	Hemingway, David	-4.97	82
6	Goff, Bruce	-5.08	84
7	Reyna, Henry	-5.52	82
8	Davis, Jack	-5.74	83
9	Dailey, Bernard	-6.18	81
10	Wenthen, Kevin	-7.08	85
11	Tinney, Steve	-11.84	85
12	Harding, Joseph	-14.97	93

Flight 2-Bk

Pos.	Player	+/- Quota	Total Gross
1	Wood, Randy	-1.2	81
2	Arbaugh, Jim	-1.55	85
3	Weaver, Bob	-1.88	84
4	Koon, Michael	-2.1	85
5	Bryant, Charles	-2.54	84
6	Herring, Kim	-2.65	84
7	Pisarczyk, Scott	-4.55	87
8	Kaste, Michael	-4.56	90
9	Johnson, J. Scott	-4.75	84
10	Snellgrove, Jack	-7.76	89
11	Balnaves, Michael	-8.21	90
12	Clarke, Dennis	-8.86	88
13	Nunez, Felipe	-11.99	94

Flight 3-Bk

Pos.	Player	+/- Quota	Total Gross
1	Cowen, Mike	5.54	82

CSRA Seniors

Mount Vintage Leaderboard



2	Lovick, Paul	4.42	86
3	Miller, Jeff	3.67	81
4	Tam, Lawrence	3.31	86
5	McGuire, Patrick	2.99	85
6	McDougal, Barry	1.52	92
7	Peters, Paul	0.43	88
8	Kasper, Don	-1.44	86
9	Melton, Ray	-4.78	91
10	Wade, Brent	-5.24	94
11	Davis, Paul	-6.91	96
12	Murdaugh, Joseph	-7.35	96
13	Benarick, Glenn	-8.89	95

Flight 4-Fwd

Pos.	Player	+/- Quota	Total Gross
1	Alvarez, Guido	8.1	75
2	Allman, William	4.6	75
3	Hobbs, Ron	3.6	75
4	Van Dam, Richard	2.5	81
5	Butler, Tom	2.4	77
6	Wheelon, Bruce	2.1	81
7	Brace, Ken	1.7	82
8	Viks, Norm	0.4	86
9	Barrett, Michael	-1.6	76
10	Paulishak, John	-3.2	88
11	Burcroff, Tim	-6.4	91
12	Wonderly, Doug	-6.7	89
13	Riley, Patrick	-7.2	88
14	Collier, TC	-9.9	91

Flight 5-Fwd

Pos.	Player	+/- Quota	Total Gross
1	Robinson, Bill	6.6	80
2	Long, Dan	3.9	82
3	McLaughlin, Robert	2.1	85
4	Ellison, Jimmy	0.5	86
5	Ritt, Tom	-0.1	90
6	Roehrig, Ron	-1.3	87

CSRA Seniors

Mount Vintage Leaderboard



7	Darwin, Mark	-2.1	92
T8	Moreland, Jim	-2.2	90
T8	Matthews, Craig	-2.2	90
10	Buckner, Gerald	-2.7	91
11	Bailey, William	-4	93
12	Clark, Bob	-5.5	92
13	Meehan, Don	-7.3	97
14	Selby, Stan	-7.8	95
15	Flahault, Denny	-12.8	101

Flight 6-Fwd

Pos.	Player	+/- Quota	Total Gross
1	Steele, David	4.6	86
2	Ornes, Walt	3.3	93
3	Keda, John	2	100
4	Ussery, Wayne	1.8	89
5	Arbaugh, Ronnie	1.2	97
6	Trapino, Anthony	1	101
7	Kenney, Chuck	0.5	91
8	Hatcher, Charles	-1	94
9	Rask, Paul	-2.2	95
10	LeBlanc, Don	-4.3	101
T11	Martin, William	-5	98
T11	Ledford, Jimmy	-5	96
13	Zmuda, Casey	-5.2	107
14	Fraser, Ken	-6	78
15	Arbaugh, Don	-9.1	100

Flight 1-Bk

	1	2	3	4	5	6	7	8	9	Out	10	11	12	13	14	15	16	17	18	In	Total	Net
Zajac, Thomas (Q:31.08)	6	4	5	4	5	4	4	4	5	41	5	3	5	4	4	3	5	4	4	37	78	73.08
Payne, Philip (Q:29.42)	5	4	5	4	6	4	5	3	5	41	4	4	4	5	3	3	5	5	6	39	80	73.42
Kuntz, Ron (Q:32.29)	4	3	5	3	5	5	4	4	4	37	4	4	7	4	4	4	5	4	5	41	78	74.29
Wilson, Gary (Q:30.52)	5	4	6	3	5	4	4	3	6	40	6	4	5	5	4	2	4	6	5	41	81	75.52

CSRA Seniors

Mount Vintage Leaderboard



Hemingway, David (Q:30.97)	5	3	5	4	5	4	4	4	6	40	5	4	5	4	4	4	5	5	6	42	82	76.97
Goff, Bruce (Q:29.08)	5	3	5	4	6	6	4	3	5	41	6	4	5	4	4	4	5	5	6	43	84	77.08
Reyna, Henry (Q:31.52)	5	3	6	4	4	6	6	4	6	44	4	4	6	4	3	3	5	4	5	38	82	77.52
Davis, Jack (Q:30.74)	6	3	7	3	5	5	5	4	5	43	5	3	5	4	6	4	5	4	4	40	83	77.74
Dailey, Bernard (Q:33.18)	5	5	5	4	4	5	4	3	5	40	6	3	5	6	4	3	5	4	5	41	81	78.18
Wenthen, Kevin (Q:30.08)	3	3	6	3	5	5	5	5	6	41	6	4	5	5	5	4	5	4	6	44	85	79.08
Tinney, Steve (Q:34.84)	4	5	7	5	4	5	5	3	7	45	4	3	5	4	4	3	6	6	5	40	85	83.84
Harding, Joseph (Q:29.97)	5	3	6	5	4	6	6	4	6	45	6	5	6	5	6	3	6	5	6	48	93	86.97

Points

	1	2	3	4	5	6	7	8	9	Out	10	11	12	13	14	15	16	17	18	In	Total	+/- Quota
Zajac, Thomas (Q:31.08)	0	1	2	2	1	2	2	1	2	13	1	2	2	2	2	2	2	2	2	17	30	-1.0799999999999999
Payne, Philip (Q:29.42)	1	1	2	2	0	2	1	2	2	13	2	1	3	1	3	2	2	1	0	15	28	-1.4200000000000000
Kuntz, Ron (Q:32.29)	2	2	2	3	1	1	2	1	3	17	2	1	0	2	2	1	2	2	1	13	30	-2.2899999999999999
Wilson, Gary (Q:30.52)	1	1	1	3	1	2	2	2	1	14	0	1	2	1	2	3	3	0	1	13	27	-3.5199999999999999
Hemingway, David (Q:30.97)	1	2	2	2	1	2	2	1	1	14	1	1	2	2	2	1	2	1	0	12	26	-4.9699999999999999
Goff, Bruce (Q:29.08)	1	2	2	2	0	0	2	2	2	13	0	1	2	2	2	1	2	1	0	11	24	-5.0799999999999999
Reyna, Henry (Q:31.52)	1	2	1	2	2	0	0	1	1	10	2	1	1	2	3	2	2	2	1	16	26	-5.52
Davis, Jack (Q:30.74)	0	2	0	3	1	1	1	1	2	11	1	2	2	2	0	1	2	2	2	14	25	-5.7399999999999999

CSRA Seniors

Mount Vintage Leaderboard



Dailey, Bernard (Q:33.18)	1	0	2	2	2	1	2	2	2	14	0	2	2	0	2	2	2	2	1	13	27	-6.18
Wenthen, Kevin (Q:30.08)	3	2	1	3	1	1	1	0	1	13	0	1	2	1	1	1	2	2	0	10	23	-7.079999999999999
Tinney, Steve (Q:34.84)	2	0	0	1	2	1	1	2	0	9	2	2	2	2	2	2	1	0	1	14	23	-11.840000000000000
Harding, Joseph (Q:29.97)	1	2	1	1	2	0	0	1	1	9	0	0	1	1	0	2	1	1	0	6	15	-14.969999999999999

Flight 2-Bk

	1	2	3	4	5	6	7	8	9	Out	10	11	12	13	14	15	16	17	18	In	Total	Net
Wood, Randy (Q:28.2)	6	3	5	4	4	4	6	3	5	40	4	3	5	5	4	3	7	6	4	41	81	73.2
Arbaugh, Jim (Q:24.55)	3	5	6	4	6	5	4	5	5	43	6	3	6	4	4	4	7	3	5	42	85	73.55
Weaver, Bob (Q:25.88)	5	3	6	4	4	6	4	3	5	40	4	3	6	5	6	3	6	5	6	44	84	73.88
Koon, Michael (Q:25.1)	6	4	7	3	6	5	4	4	5	44	5	4	5	5	4	3	5	6	4	41	85	74.1
Bryant, Charles (Q:26.54)	6	4	6	4	4	5	4	3	5	41	5	4	6	5	6	2	5	5	5	43	84	74.54
Herring, Kim (Q:26.65)	4	4	6	5	5	5	3	3	5	40	6	3	6	5	4	4	6	5	5	44	84	74.65
Pisarczyk, Scott (Q:25.55)	5	2	6	4	6	5	6	4	5	43	4	3	6	5	5	4	6	5	6	44	87	76.55
Kaste, Michael (Q:22.56)	4	5	7	4	4	5	4	4	6	43	6	5	5	6	5	3	6	6	5	47	90	76.56
Johnson, J. Scott (Q:28.75)	5	4	5	4	5	6	3	3	7	42	5	5	5	5	5	4	4	4	5	42	84	76.75
Snellgrove, Jack (Q:26.76)	4	3	5	5	6	6	6	5	7	47	6	4	5	4	5	3	5	5	5	42	89	79.76

CSRA Seniors


Mount Vintage Leaderboard



Balnaves, Michael (Q:26.21)	5	3	7	5	6	5	6	3	5	45	6	4	5	6	5	3	6	4	6	45	90	80.21
Clarke, Dennis (Q:28.86)	4	5	7	4	4	5	5	4	6	44	6	3	5	5	5	4	6	5	5	44	88	80.86
Nunez, Felipe (Q:25.99)	4	4	6	4	6	4	6	5	5	44	6	4	7	5	6	3	7	6	6	50	94	83.99
Points																						
	1	2	3	4	5	6	7	8	9	Out	10	11	12	13	14	15	16	17	18	In	Total	+/- Quota
Wood, Randy (Q:28.2)	0	2	2	2	2	2	0	2	2	14	2	2	2	1	2	2	0	0	2	13	27	-1.1999999999999999
Arbaugh, Jim (Q:24.55)	3	0	1	2	0	1	2	0	2	11	0	2	1	2	2	1	0	3	1	12	23	-1.5500000000000000
Weaver, Bob (Q:25.88)	1	2	1	2	2	0	2	2	2	14	2	2	1	1	0	2	1	1	0	10	24	-1.8799999999999999
Koon, Michael (Q:25.1)	0	1	0	3	0	1	2	1	2	10	1	1	2	1	2	2	2	0	2	13	23	-2.1000000000000000
Bryant, Charles (Q:26.54)	0	1	1	2	2	1	2	2	2	13	1	1	1	1	0	3	2	1	1	11	24	-2.5399999999999999
Herring, Kim (Q:26.65)	2	1	1	1	1	1	3	2	2	14	0	2	1	1	2	1	1	1	1	10	24	-2.6499999999999999
Pisarczyk, Scott (Q:25.55)	1	3	1	2	0	1	0	1	2	11	2	2	1	1	1	1	1	1	0	10	21	-4.5500000000000000
Kaste, Michael (Q:22.56)	2	0	0	2	2	1	2	1	1	11	0	0	2	0	1	2	1	0	1	7	18	-4.5599999999999999
Johnson, J. Scott (Q:28.75)	1	1	2	2	1	0	3	2	0	12	1	0	2	1	1	1	3	2	1	12	24	-4.75
Snellgrove, Jack (Q:26.76)	2	2	2	1	0	0	0	0	0	7	0	1	2	2	1	2	2	1	1	12	19	-7.7600000000000000
Balnaves, Michael (Q:26.21)	1	2	0	1	0	1	0	2	2	9	0	1	2	0	1	2	1	2	0	9	18	-8.21
Clarke, Dennis (Q:28.86)	2	0	0	2	2	1	1	1	1	10	0	2	2	1	1	1	1	1	1	10	20	-8.86

CSRA Seniors

Mount Vintage Leaderboard



Nunez, Felipe (Q:25.99)	2	1	1	2	0	2	0	0	2	10	0	1	0	1	0	2	0	0	0	4	14	-11.989999999999
Flight 3-Bk																						
	1	2	3	4	5	6	7	8	9	Out	10	11	12	13	14	15	16	17	18	In	Total	Net
Cowen, Mike (Q:20.46)	5	2	6	4	6	6	4	3	6	42	5	3	6	4	5	3	5	4	5	40	82	66.46
Lovick, Paul (Q:17.58)	4	3	6	6	5	6	5	4	5	44	6	3	6	5	4	3	6	5	4	42	86	67.58
Miller, Jeff (Q:23.33)	5	3	4	4	4	5	6	3	5	39	4	3	6	6	4	3	5	6	5	42	81	68.33
Tam, Lawrence (Q:18.69)	6	3	4	4	5	5	4	4	7	42	6	4	6	5	4	4	5	5	5	44	86	68.69
McGuire, Patrick (Q:20.01)	5	3	7	4	4	6	4	4	6	43	5	4	6	4	4	4	5	4	6	42	85	69.01
McDougal, Barry (Q:14.48)	5	4	5	6	6	5	5	3	7	46	5	4	6	5	6	3	6	5	6	46	92	70.48
Peters, Paul (Q:19.57)	6	3	6	5	6	5	3	4	6	44	5	5	5	5	5	3	6	5	5	44	88	71.57
Kasper, Don (Q:23.44)	4	2	5	4	4	5	4	5	6	39	5	5	7	5	6	3	5	5	6	47	86	73.44
Melton, Ray (Q:21.78)	5	4	7	6	4	5	4	4	4	43	6	5	6	6	6	3	5	5	6	48	91	76.78
Wade, Brent (Q:19.24)	5	4	6	5	6	5	4	5	7	47	6	4	5	5	6	5	6	4	6	47	94	77.24
Davis, Paul (Q:18.91)	5	4	7	5	6	6	6	4	7	50	5	5	7	6	5	3	6	4	5	46	96	78.91
Murdaugh, Joseph (Q:19.35)	6	5	6	6	6	5	6	3	5	48	6	3	6	6	6	3	6	6	6	48	96	79.35
Benarick, Glenn (Q:21.89)	5	5	6	4	6	5	4	5	7	47	5	5	6	4	6	5	7	4	6	48	95	80.89
Points																						
	1	2	3	4	5	6	7	8	9	Out	10	11	12	13	14	15	16	17	18	In	Total	+/- Quota

CSRA Seniors

Mount Vintage Leaderboard




Cowen, Mike (Q:20.46)	1	3	1	2	0	0	2	2	1	12	1	2	1	2	1	2	2	2	1	14	26	5.539999999999999
Lovick, Paul (Q:17.58)	2	2	1	0	1	0	1	1	2	10	0	2	1	1	2	2	1	1	2	12	22	4.420000000000000
Miller, Jeff (Q:23.33)	1	2	3	2	2	1	0	2	2	15	2	2	1	0	2	2	2	0	1	12	27	3.670000000000000
Tam, Lawrence (Q:18.69)	0	2	3	2	1	1	2	1	0	12	0	1	1	1	2	1	2	1	1	10	22	3.309999999999999
McGuire, Patrick (Q:20.01)	1	2	0	2	2	0	2	1	1	11	1	1	1	2	2	1	2	2	0	12	23	2.989999999999999
McDougal, Barry (Q:14.48)	1	1	2	0	0	1	1	2	0	8	1	1	1	1	0	2	1	1	0	8	16	1.519999999999999
Peters, Paul (Q:19.57)	0	2	1	1	0	1	3	1	1	10	1	0	2	1	1	2	1	1	1	10	20	0.429999999999999
Kasper, Don (Q:23.44)	2	3	2	2	2	1	2	0	1	15	1	0	0	1	0	2	2	1	0	7	22	-1.440000000000000
Melton, Ray (Q:21.78)	1	1	0	0	2	1	2	1	3	11	0	0	1	0	0	2	2	1	0	6	17	-4.780000000000000
Wade, Brent (Q:19.24)	1	1	1	1	0	1	2	0	0	7	0	1	2	1	0	0	1	2	0	7	14	-5.239999999999999
Davis, Paul (Q:18.91)	1	1	0	1	0	0	0	1	0	4	1	0	0	0	1	2	1	2	1	8	12	-6.91
Murdaugh, Joseph (Q:19.35)	0	0	1	0	0	1	0	2	2	6	0	2	1	0	0	2	1	0	0	6	12	-7.350000000000000
Benarick, Glenn (Q:21.89)	1	0	1	2	0	1	2	0	0	7	1	0	1	2	0	0	0	2	0	6	13	-8.89

Flight 4-Fwd

	1	2	3	4	5	6	7	8	9	Out	10	11	12	13	14	15	16	17	18	In	Total	Net
Alvarez, Guido (Q:24.9)	4	3	6	3	3	4	4	4	6	37	4	5	6	4	4	3	4	4	4	38	75	63.9
Allman, William (Q:28.4)	3	3	5	3	5	6	4	4	5	38	4	3	3	5	5	3	4	4	6	37	75	67.4

CSRA Seniors

Mount Vintage Leaderboard



Hobbs, Ron (Q:29.4)	4	②	6	4	4	5	4	4	5	38	4	3	5	5	4	3	④	4	5	37	75	68.4
Van Dam, Richard (Q:24.5)	5	3	5	③	5	5	③	4	5	38	6	5	6	5	4	3	6	4	4	43	81	69.5
Butler, Tom (Q:28.6)	5	3	④	4	5	4	4	4	6	39	4	3	5	4	4	4	5	4	5	38	77	69.6
Wheelon, Bruce (Q:24.9)	4	3	5	4	6	5	4	3	5	39	4	4	6	5	5	4	5	4	5	42	81	69.9
Brace, Ken (Q:24.3)	4	4	5	4	4	4	5	3	7	40	5	3	5	4	6	4	5	4	6	42	82	70.3
Viks, Norm (Q:23.6)	4	3	6	5	4	5	4	4	6	41	5	4	6	5	4	7	5	4	5	45	86	73.6
Barrett, Michael (Q:33.6)	4	5	5	③	4	5	③	4	6	39	5	3	5	4	4	3	5	4	4	37	76	73.6
Paulishak, John (Q:23.2)	4	4	6	5	6	5	5	3	7	45	4	3	6	6	6	3	5	5	5	43	88	75.2
Burcroff, Tim (Q:23.4)	5	4	7	4	5	5	4	3	7	44	6	②	6	5	5	5	6	6	6	47	91	78.4
Wonderly, Doug (Q:25.7)	5	3	④	4	6	6	③	5	7	43	6	4	7	6	5	4	5	4	5	46	89	78.7
Riley, Patrick (Q:27.2)	4	5	6	③	5	4	5	3	7	42	4	4	7	6	5	5	5	5	5	46	88	79.2
Collier, TC (Q:26.9)	5	4	6	③	6	6	5	4	6	45	4	4	6	6	6	3	7	5	5	46	91	81.9

Points

	1	2	3	4	5	6	7	8	9	Out	10	11	12	13	14	15	16	17	18	In	Total	+/- Quota
Alvarez, Guido (Q:24.9)	2	2	1	3	3	2	2	1	1	17	2	0	1	2	2	2	3	2	2	16	33	8.100000000000000
Allman, William (Q:28.4)	3	2	2	3	1	0	2	1	2	16	2	2	4	1	1	2	3	2	0	17	33	4.600000000000000
Hobbs, Ron (Q:29.4)	2	3	1	2	2	1	2	1	2	16	2	2	2	1	2	2	3	2	1	17	33	3.600000000000000

CSRA Seniors

Mount Vintage Leaderboard



Van Dam, Richard (Q:24.5)	1	2	2	3	1	1	3	1	2	16	0	0	1	1	2	2	1	2	2	11	27	2.5
Butler, Tom (Q:28.6)	1	2	3	2	1	2	2	1	1	15	2	2	2	2	2	1	2	2	1	16	31	2.3999999999999998
Wheelon, Bruce (Q:24.9)	2	2	2	2	0	1	2	2	2	15	2	1	1	1	1	1	2	2	1	12	27	2.1000000000000001
Brace, Ken (Q:24.3)	2	1	2	2	2	2	1	2	0	14	1	2	2	2	0	1	2	2	0	12	26	1.6999999999999999
Viks, Norm (Q:23.6)	2	2	1	1	2	1	2	1	1	13	1	1	1	1	2	0	2	2	1	11	24	0.3999999999999998
Barrett, Michael (Q:33.6)	2	0	2	3	2	1	3	1	1	15	1	2	2	2	2	2	2	2	2	17	32	-1.6000000000000000
Paulishak, John (Q:23.2)	2	1	1	1	0	1	1	2	0	9	2	2	1	0	0	2	2	1	1	11	20	-3.1999999999999999
Burcroff, Tim (Q:23.4)	1	1	0	2	1	1	2	2	0	10	0	3	1	1	1	0	1	0	0	7	17	-6.3999999999999999
Wonderly, Doug (Q:25.7)	1	2	3	2	0	0	3	0	0	11	0	1	0	0	1	1	2	2	1	8	19	-6.6999999999999999
Riley, Patrick (Q:27.2)	2	0	1	3	1	2	1	2	0	12	2	1	0	0	1	0	2	1	1	8	20	-7.1999999999999999
Collier, TC (Q:26.9)	1	1	1	3	0	0	1	1	1	9	2	1	1	0	0	2	0	1	1	8	17	-9.8999999999999999

Flight 5-Fwd

	1	2	3	4	5	6	7	8	9	Out	10	11	12	13	14	15	16	17	18	In	Total	Net
Robinson, Bill (Q:21.4)	4	3	6	4	4	5	5	3	5	39	4	4	6	5	5	4	5	4	4	41	80	65.4
Long, Dan (Q:22.1)	5	3	5	4	5	5	3	3	7	40	4	3	6	4	6	3	5	5	6	42	82	68.1
McLaughlin, Robert (Q:20.9)	6	3	6	4	4	5	5	4	6	43	6	3	6	5	5	3	5	5	4	42	85	69.9
Ellison, Jimmy (Q:21.5)	4	4	7	4	5	5	4	4	7	44	6	3	5	5	4	3	7	4	5	42	86	71.5

CSRA Seniors

Mount Vintage Leaderboard



Ritt, Tom (Q:18.1)	4	3	6	5	5	6	5	3	6	43	6	5	7	5	5	3	5	6	5	47	90	72.1
Roehrig, Ron (Q:22.3)	5	3	6	4	5	5	6	5	7	46	4	2	7	5	5	2	5	6	5	41	87	73.3
Darwin, Mark (Q:18.1)	5	4	7	5	6	6	6	4	6	49	6	5	5	5	4	4	5	4	5	43	92	74.1
Moreland, Jim (Q:20.2)	5	3	6	5	6	5	4	4	6	44	5	4	7	6	6	4	5	4	5	46	90	74.2
Matthews, Craig (Q:20.2)	5	5	5	4	5	6	4	4	5	43	5	4	6	4	6	4	7	5	6	47	90	74.2
Buckner, Gerald (Q:19.7)	6	3	6	4	6	6	5	3	7	46	6	4	7	5	5	3	4	6	5	45	91	74.7
Bailey, William (Q:19)	5	5	7	4	5	4	6	5	6	47	6	4	7	6	6	4	5	4	4	46	93	76
Clark, Bob (Q:21.5)	5	4	5	4	6	6	6	3	7	46	4	3	5	6	6	4	7	5	6	46	92	77.5
Meehan, Don (Q:18.3)	5	4	7	5	4	6	6	4	7	48	6	4	6	5	6	3	7	6	6	49	97	79.3
Selby, Stan (Q:20.8)	5	3	7	6	6	6	5	3	6	47	5	4	7	5	5	4	6	6	6	48	95	79.8
Flahault, Denny (Q:19.8)	6	4	6	6	6	6	6	4	7	51	6	5	6	6	6	4	6	5	6	50	101	84.8

Points

	1	2	3	4	5	6	7	8	9	Out	10	11	12	13	14	15	16	17	18	In	Total	+/- Quota
Robinson, Bill (Q:21.4)	2	2	1	2	2	1	1	2	2	15	2	1	1	1	1	1	2	2	2	13	28	6.600000000000
Long, Dan (Q:22.1)	1	2	2	2	1	1	3	2	0	14	2	2	1	2	0	2	2	1	0	12	26	3.899999999999
McLaughlin, Robert (Q:20.9)	0	2	1	2	2	1	1	1	1	11	0	2	1	1	1	2	2	1	2	12	23	2.100000000000
Ellison, Jimmy (Q:21.5)	2	1	0	2	1	1	2	1	0	10	0	2	2	1	2	2	0	2	1	12	22	0.5
Ritt, Tom (Q:18.1)	2	2	1	1	1	0	1	2	1	11	0	0	0	1	1	2	2	0	1	7	18	-0.100000000000

CSRA Seniors

Mount Vintage Leaderboard



Roehrig, Ron (Q:22.3)	1	2	1	2	1	1	0	0	0	8	2	3	0	1	1	3	2	0	1	13	21	-1.3000000000
Darwin, Mark (Q:18.1)	1	1	0	1	0	0	0	1	1	5	0	0	2	1	2	1	2	2	1	11	16	-2.1000000000
Moreland, Jim (Q:20.2)	1	2	1	1	0	1	2	1	1	10	1	1	0	0	0	1	2	2	1	8	18	-2.1999999999
Matthews, Craig (Q:20.2)	1	0	2	2	1	0	2	1	2	11	1	1	1	2	0	1	0	1	0	7	18	-2.1999999999
Buckner, Gerald (Q:19.7)	0	2	1	2	0	0	1	2	0	8	0	1	0	1	1	2	3	0	1	9	17	-2.6999999999
Bailey, William (Q:19)	1	0	0	2	1	2	0	0	1	7	0	1	0	0	0	1	2	2	2	8	15	-4.0
Clark, Bob (Q:21.5)	1	1	2	2	0	0	0	2	0	8	2	2	2	0	0	1	0	1	0	8	16	-5.5
Meehan, Don (Q:18.3)	1	1	0	1	2	0	0	1	0	6	0	1	1	1	0	2	0	0	0	5	11	-7.3000000000
Selby, Stan (Q:20.8)	1	2	0	0	0	0	1	2	1	7	1	1	0	1	1	1	1	0	0	6	13	-7.8000000000
Flahault, Denny (Q:19.8)	0	1	1	0	0	0	0	1	0	3	0	0	1	0	0	1	1	1	0	4	7	-12.8

Flight 6-Fwd

	1	2	3	4	5	6	7	8	9	Out	10	11	12	13	14	15	16	17	18	In	Total	Net
Steele, David (Q:17.4)	6	5	7	2	4	5	6	4	6	45	5	3	5	4	4	3	6	6	5	41	86	67.4
Ornes, Walt (Q:11.7)	6	5	6	4	5	5	4	4	7	46	6	3	7	6	6	3	5	5	6	47	93	68.7
Keda, John (Q:6)	6	4	7	4	5	6	5	5	7	49	6	3	6	6	6	5	7	6	6	51	100	70
Ussery, Wayne (Q:17.2)	5	3	6	5	6	5	4	4	6	44	5	3	6	4	6	3	6	6	6	45	89	70.2
Arbaugh, Ronnie (Q:9.8)	6	5	6	5	6	6	5	5	6	50	6	4	5	4	6	4	7	6	5	47	97	70.8

CSRA Seniors

Mount Vintage Leaderboard



Trapino, Anthony (Q:6)	6	4	7	4	6	6	6	4	7	50	6	5	5	6	6	4	7	6	6	51	101	71
Kenney, Chuck (Q:16.5)	5	4	7	4	4	5	4	3	7	43	6	4	7	6	5	3	6	6	5	48	91	71.5
Hatcher, Charles (Q:15)	5	3	6	5	4	6	5	4	7	45	6	3	6	5	6	5	6	6	6	49	94	73
Rask, Paul (Q:15.2)	6	5	6	3	6	6	6	3	7	48	6	3	7	5	5	4	6	6	5	47	95	74.2
LeBlanc, Don (Q:11.3)	6	5	6	5	5	5	5	4	7	48	6	5	7	6	6	4	7	6	6	53	101	76.3
Martin, William (Q:15)	6	4	7	5	6	6	6	4	7	51	6	4	6	6	5	4	5	6	5	47	98	77
Ledford, Jimmy (Q:17)	5	4	7	4	6	6	6	4	6	48	6	3	7	5	6	4	7	5	5	48	96	77
Zmuda, Casey (Q:6.2)	6	5	7	5	6	6	6	5	7	53	6	5	7	6	6	5	7	6	6	54	107	77.2
Fraser, Ken (Q:36)	5	2	6	3	4	5	3	4	5	37	5	4	5	6	5	3	4	4	5	41	78	78
Arbaugh, Don (Q:17.1)	5	4	7	6	6	5	5	4	6	48	6	4	7	6	6	5	6	6	6	52	100	81.1

Points

	1	2	3	4	5	6	7	8	9	Out	10	11	12	13	14	15	16	17	18	In	Total	+/- Quota
Steele, David (Q:17.4)	0	0	0	4	2	1	0	1	1	9	1	2	2	2	2	2	1	0	1	13	22	4.60000000000000
Ornes, Walt (Q:11.7)	0	0	1	2	1	1	2	1	0	8	0	2	0	0	0	2	2	1	0	7	15	3.30000000000000
Keda, John (Q:6)	0	1	0	2	1	0	1	0	0	5	0	2	1	0	0	0	0	0	0	3	8	2.0
Ussery, Wayne (Q:17.2)	1	2	1	1	0	1	2	1	1	10	1	2	1	2	0	2	1	0	0	9	19	1.80000000000000
Arbaugh, Ronnie (Q:9.8)	0	0	1	1	0	0	1	0	1	4	0	1	2	2	0	1	0	0	1	7	11	1.19999999999999

CSRA Seniors

Mount Vintage Leaderboard



Trapino, Anthony (Q:6)	0	1	0	2	0	0	0	1	0	4	0	0	2	0	0	1	0	0	0	3	7	1.0
Kenney, Chuck (Q:16.5)	1	1	0	2	2	1	2	2	0	11	0	1	0	0	1	2	1	0	1	6	17	0.5
Hatcher, Charles (Q:15)	1	2	1	1	2	0	1	1	0	9	0	2	1	1	0	0	1	0	0	5	14	-1.0
Rask, Paul (Q:15.2)	0	0	1	3	0	0	0	2	0	6	0	2	0	1	1	1	1	0	1	7	13	-2.1999999999999999
LeBlanc, Don (Q:11.3)	0	0	1	1	1	1	1	1	0	6	0	0	0	0	0	1	0	0	0	1	7	-4.3000000000000000
Martin, William (Q:15)	0	1	0	1	0	0	0	1	0	3	0	1	1	0	1	1	2	0	1	7	10	-5.0
Ledford, Jimmy (Q:17)	1	1	0	2	0	0	0	1	1	6	0	2	0	1	0	1	0	1	1	6	12	-5.0
Zmuda, Casey (Q:6.2)	0	0	0	1	0	0	0	0	0	1	0	0	0	0	0	0	0	0	0	0	1	-5.2
Fraser, Ken (Q:36)	1	3	1	3	2	1	3	1	2	17	1	1	2	0	1	2	3	2	1	13	30	-6.0
Arbaugh, Don (Q:17.1)	1	1	0	0	0	1	1	1	1	6	0	1	0	0	0	0	1	0	0	2	8	-9.1000000000000000